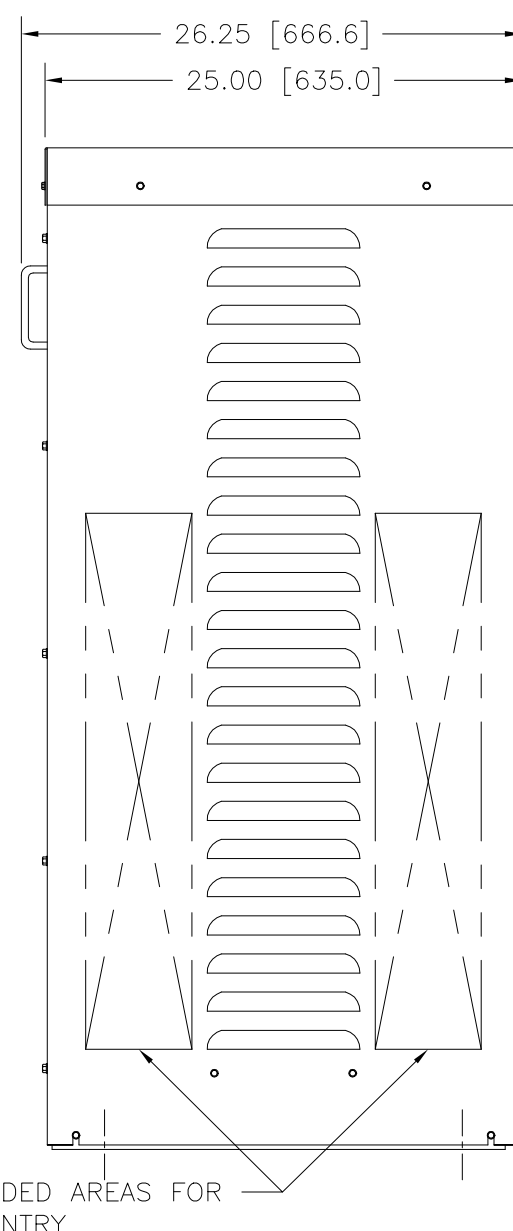
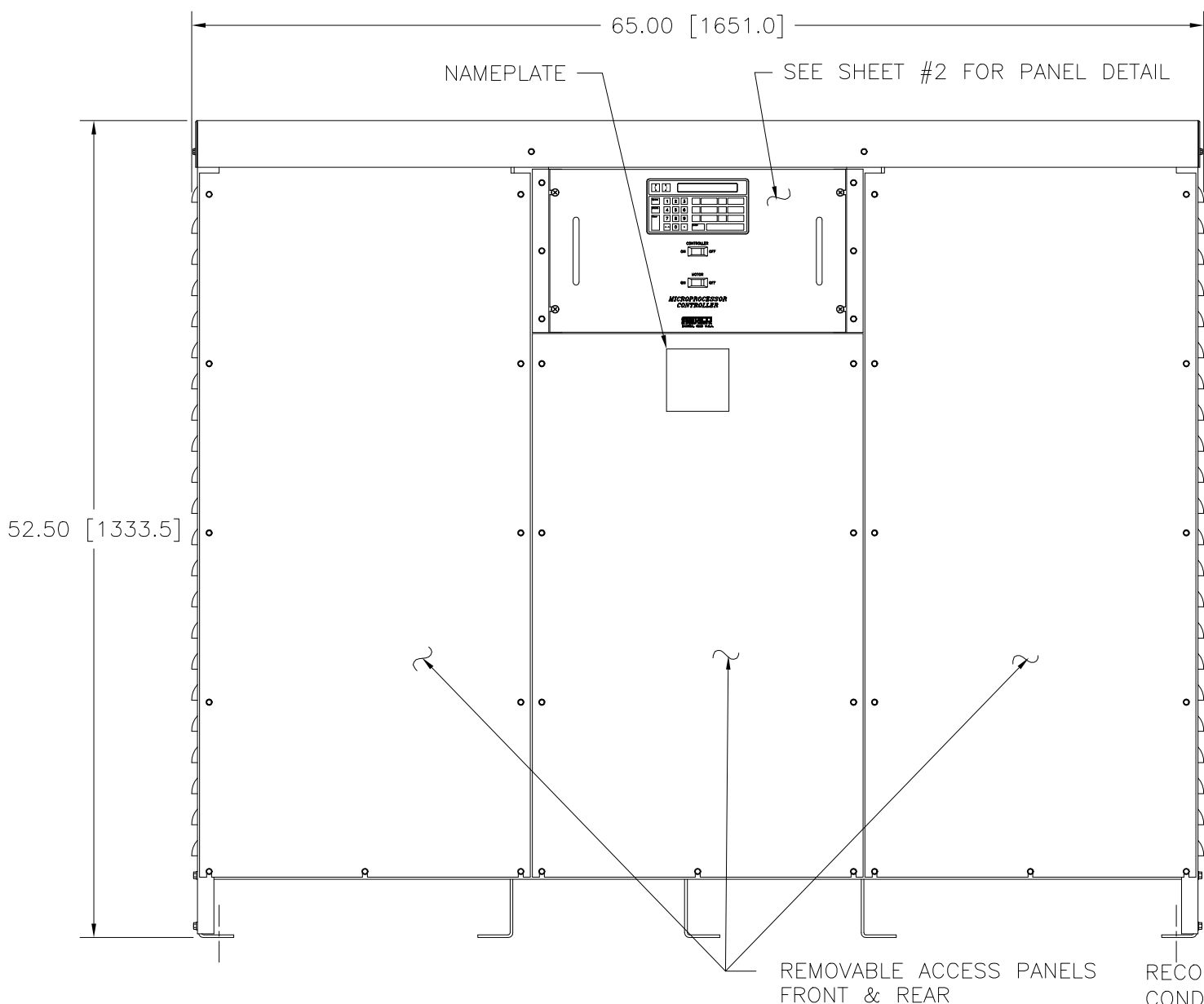
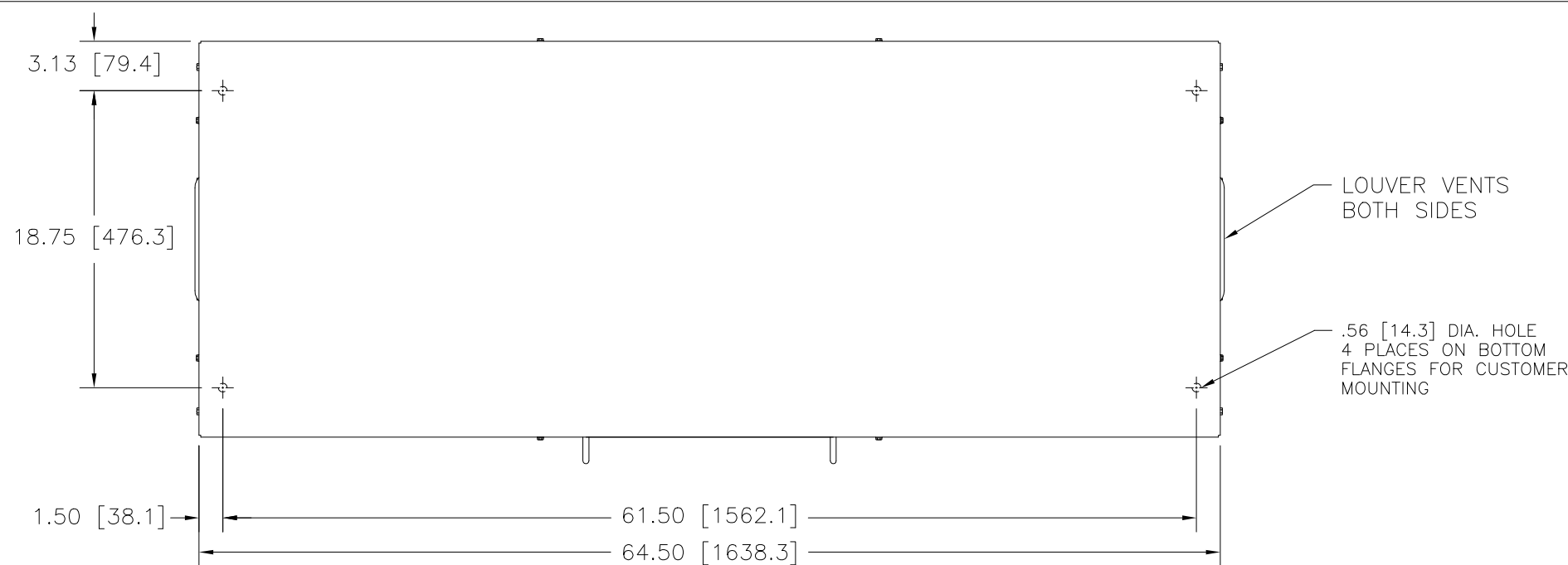


Go to VARIAC.com
to purchase and for
technical support.
Made in the USA



EACH PHASE OF THE REGULATOR COMPRISES A MOTOR-DRIVEN VARIABLE AUTOTRANSFORMER, A BUCK-BOOST FIXED RATIO TRANSFORMER, AND A MANUAL RAISE/LOWER SWITCH. THE MICROPROCESSOR CONTROLLER AUTOMATICALLY POSITIONS EACH OF THE AUTOTRANSFORMERS TO HOLD THE OUTPUT VOLTAGE OF EACH PHASE CONSTANT. A RS-232 INTERFACE IS PROVIDED FOR REMOTE OPERATION AND MONITORING.

SPECIFICATIONS:

WAVEFORM DISTORTION	-----	ZERO
FREQUENCY RANGE	-----	57Hz TO 63Hz
OUTPUT REGULATION	-----	±1V
CONTROL BAND (USER SELECTABLE)	-----	* ±0.5V, ±1.0V, ±2.0V, ±4.0V
CORRECTION RATE	-----	19 VOLTS/SECOND
INTERNAL IMPEDANCE	-----	LESS THAN 1%
PHASE SHIFT	-----	NEGLECTIBLE
EFFICIENCY	-----	99% TYPICAL
TEMPERATURE RANGE	-----	0°C (32°F) TO +40°C (104°F)
* FACTORY SET AT ±0.5V		

WIRE RANGES FOR CUSTOMER WIRING:

INPUT/OUTPUT/NEUTRAL TERMINALS: (2) (500MCM-#4 AWG) COMPRESSION PER PHASE
GROUND TERMINAL: (1) (2/0-#14 AWG) COMPRESSION

CONTROLS:

MICROTERMINAL: THE TERMINAL IS PROVIDED FOR LOCAL CONTROL OF THE UNIT WITH AN LCD DISPLAY FOR OUTPUT VOLTAGE READINGS. SEE THE MP USER'S HANDBOOK (FORM #003-1622) FOR DETAILED INFORMATION.

CONTROLLER ON/OFF SWITCH: THIS SWITCH TURNS OFF POWER TO THE MICROPROCESSOR CONTROLLER ONLY.

MOTOR ON/OFF SWITCH: THIS SWITCH TURNS OFF POWER FROM THE MICROPROCESSOR TO EACH OF THE AUTOTRANSFORMER MOTORS.

RAISE/LOWER SWITCHES: THESE SWITCHES ARE LOCATED INTERNALLY AND ARE ACCESSIBLE FROM THE FRONT VIA THE REMOVABLE ACCESS PANEL. THE SWITCHES ALLOW FOR EACH PHASE OF THE REGULATOR TO BE MANUALLY CONTROLLED INDIVIDUALLY.

** AT NOMINAL OUTPUT VOLTAGE INPUT VOLTAGE RANGE SHIFTS PROPORTIONALLY WITH OUTPUT VOLTAGE SETTINGS.

THREE PHASE (INDIVIDUAL LINE CONTROL)			60 HZ
OUTPUT VOLTAGE (ADJUSTMENT)	INPUT VOLTAGE RANGE **	MAXIMUM OUTPUT AMPERES	RATED OUTPUT (KVA)
480Y/277	432-528	500	416
<small>UNLESS OTHERWISE SPECIFIED, TOLERANCE IS * DECIMALS .12 HOLES .002 ANGLES 1° DRAFT 1-1/2° XX .005 XXX .005</small>			
<small>MATERIAL: ALL DIMENSIONS APPLY AFTER PLATING</small>		<small>TITLE: SPEC. CONTROL DRAWING AUTO. VOLTAGE REGULATOR TYPE: CVR-48QCIY416</small>	
<small>DRAWN BY: F. SEALE DATE: 11/10/97</small>		<small>FIRST USED ON: DO NOT SCALE DWG. CUSTOMER APPROVAL: DATE:</small>	
<small>CHECKER: DATE: WEIGHT APPROX. CODE IDENT. NO. 83008</small>		<small>DWG. NO. 095-1963</small>	
<small>ENGINEER: DATE: SCALE .2=1 SHEET 1 OF 2</small>		<small>DWG. SIZE D</small>	

