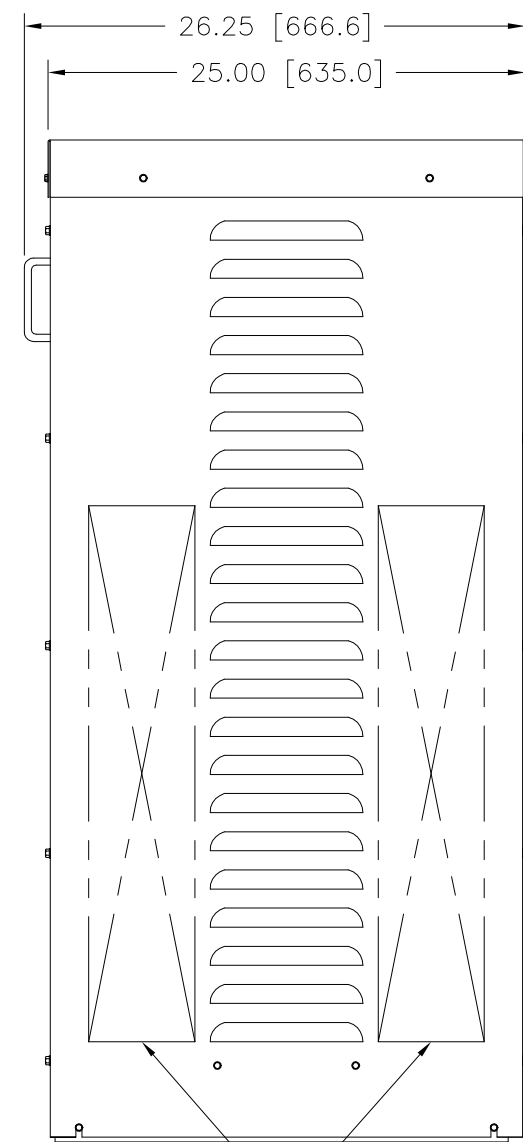
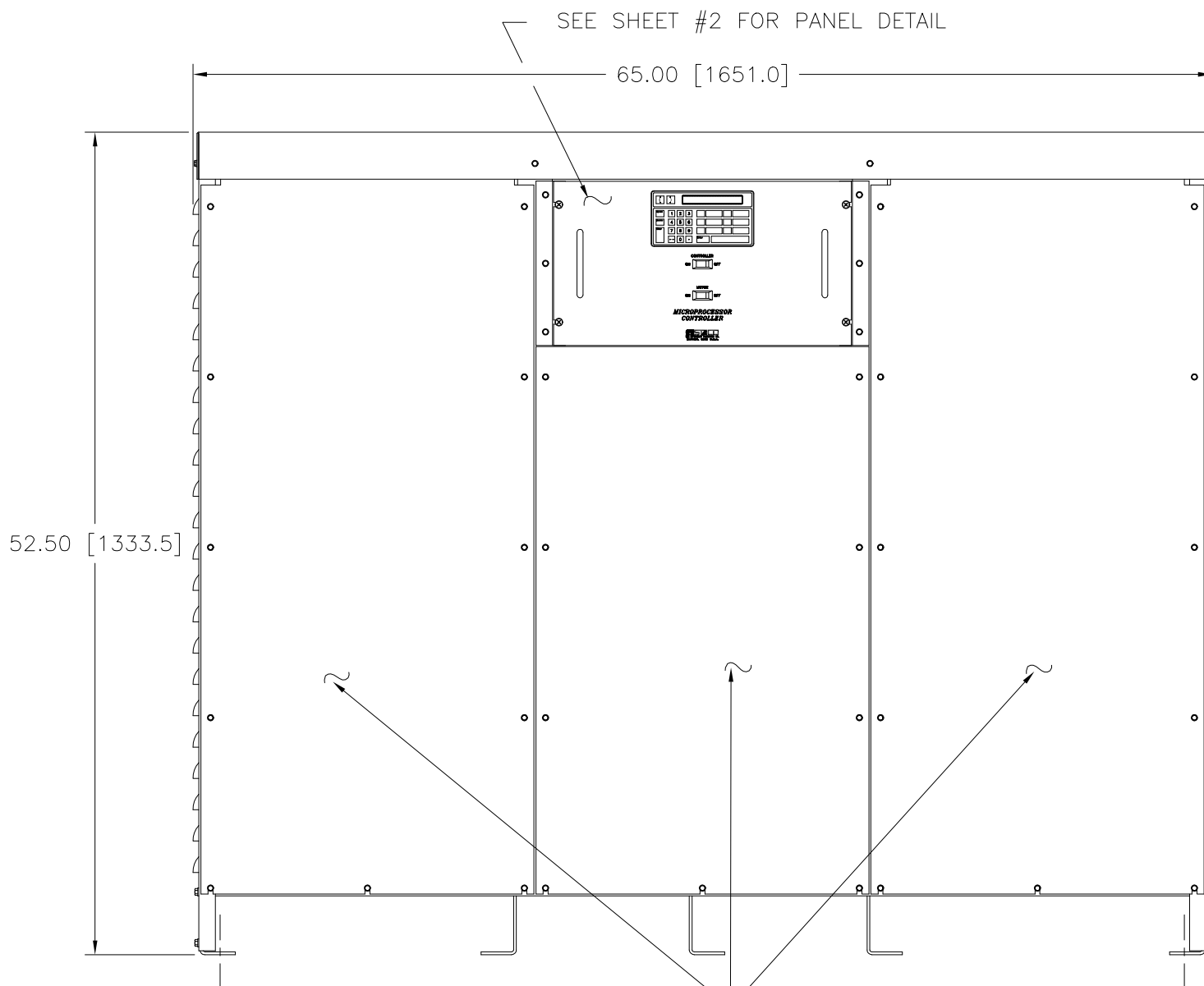
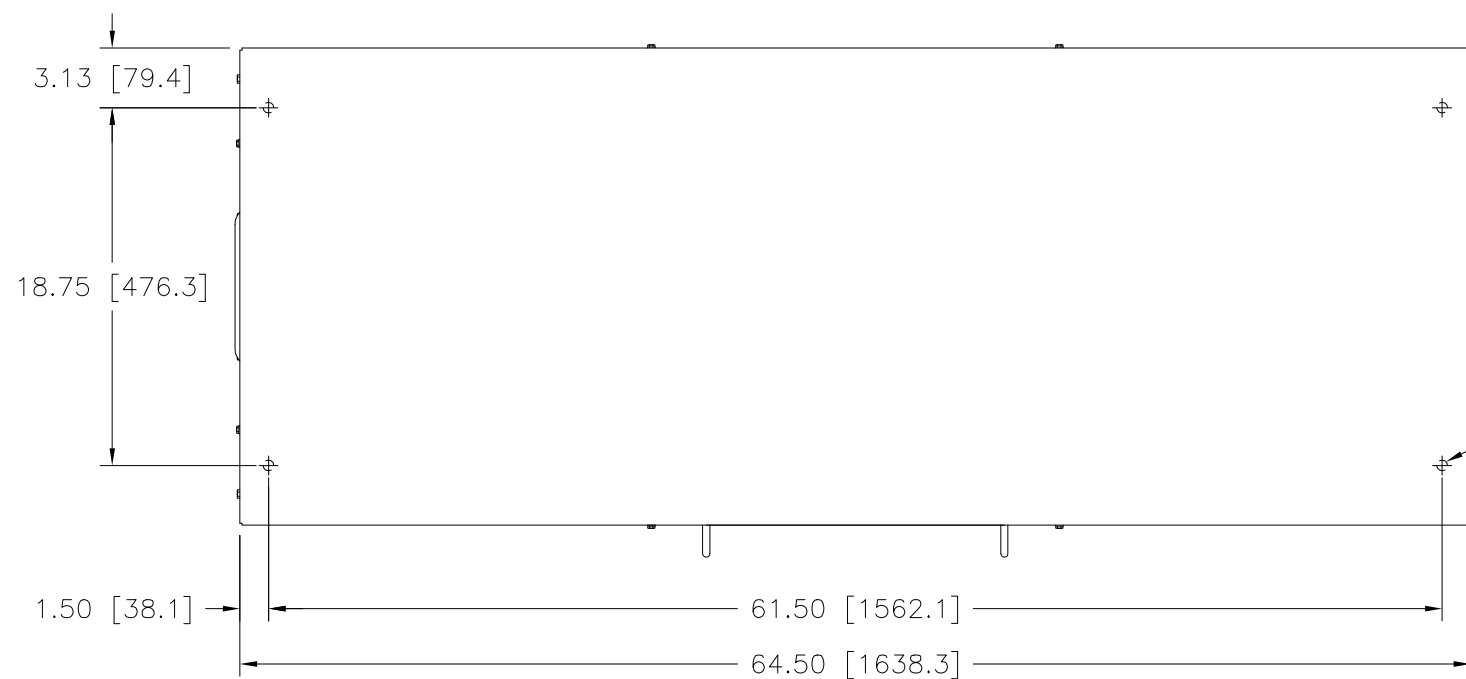


Go to VARIAC.com
 to purchase and for
 technical support.
 Made in the USA



REMOVABLE ACCESS PANELS
 FRONT & REAR

RECOMMENDED AREAS FOR
 CONDUIT ENTRY.

EACH PHASE OF THE REGULATOR COMPRISES A MOTOR-DRIVEN VARIABLE AUTOTRANSFORMER, A BUCK-BOOST FIXED RATIO TRANSFORMER, AND A MANUAL RAISE/LOWER SWITCH. THE MICROPROCESSOR CONTROLLER AUTOMATICALLY POSITIONS EACH OF THE AUTOTRANSFORMERS TO HOLD THE OUTPUT VOLTAGE OF EACH PHASE CONSTANT. A RS-232 INTERFACE IS PROVIDED FOR REMOTE OPERATION AND MONITORING.

SPECIFICATIONS:

WAVEFORM DISTORTION	-----	ZERO
FREQUENCY RANGE	-----	57Hz TO 63Hz
OUTPUT REGULATION	-----	±1V
CONTROL BAND (USER SELECTABLE)	----	* ±0.5V, ±1.0V, ±2.0V, ±4.0V
CORRECTION RATE	-----	24 VOLTS/SECOND
INTERNAL IMPEDANCE	-----	EXTREMELY LOW
PHASE SHIFT	-----	NEGLECTIBLE
EFFICIENCY	-----	APPROXIMATELY 99%
TEMPERATURE RANGE	-----	0°C (32°F) TO +50°C (122°F)

* FACTORY SET AT ±0.5V

CONTROLS:

MICROTERMINAL: THE TERMINAL IS PROVIDED FOR LOCAL CONTROL OF THE UNIT WITH AN LCD DISPLAY FOR OUTPUT VOLTAGE READINGS. SEE THE MP USER'S HANDBOOK (FORM #003-1622) FOR DETAILED INFORMATION.

CONTROLLER ON/OFF SWITCH: THIS SWITCH TURNS OFF POWER TO THE MICROPROCESSOR CONTROLLER ONLY.

MOTOR ON/OFF SWITCH: THIS SWITCH TURNS OFF POWER FROM THE MICROPROCESSOR TO EACH OF THE AUTOTRANSFORMER MOTORS.

RAISE/LOWER SWITCHES: THESE SWITCHES ARE LOCATED INTERNALLY AND ARE ACCESSIBLE FROM THE FRONT VIA THE REMOVABLE ACCESS PANEL. THE SWITCHES ALLOW FOR EACH PHASE OF THE REGULATOR TO BE MANUALLY CONTROLLED INDIVIDUALLY.

** AT NOMINAL OUTPUT VOLTAGE INPUT VOLTAGE RANGE SHIFTS PROPORTIONALLY WITH OUTPUT VOLTAGE SETTINGS.

THREE PHASE (INDIVIDUAL LINE CONTROL)				
OUTPUT VOLTAGE (ADJUSTMENT)	INPUT VOLTAGE RANGE **	MAXIMUM OUTPUT AMPERES	RATED OUTPUT (KVA)	HZ.
480Y/277	408-528	500	416	60

UNLESS OTHERWISE SPECIFIED, TOLERANCE IS #	UNITS	TITLE: SPEC. CONTROL DRAWING	
DECIMALS .12 .002	IN [mm]	AUTO. VOLTAGE REGULATOR	
ANGLES 1°	DRAFT 1-1/2°	TYPE: MVR-48TCIY416	
MATERIAL:	ALL DIMENSIONS APPLY AFTER PLATING	DRAWN BY: TIM RAU	DATE: 1/7/98
The information and design disclosed herein was originated by and is the property of STACO ENERGY PRODUCTS CO., which reserves all patent, proprietary, design, manufacturing, reproduction, use and sale rights thereto, and to any article disclosed therein except to the extent rights are expressly granted to others. The foregoing does not apply to vendor proprietary parts.		CHECKER:	DATE:
		ENGINEER:	DATE:
		SCALE: .2=1	SHEET 1 OF 2
		CUSTOMER APPROVAL:	DATE:
		DWG. NO. 095-1973	