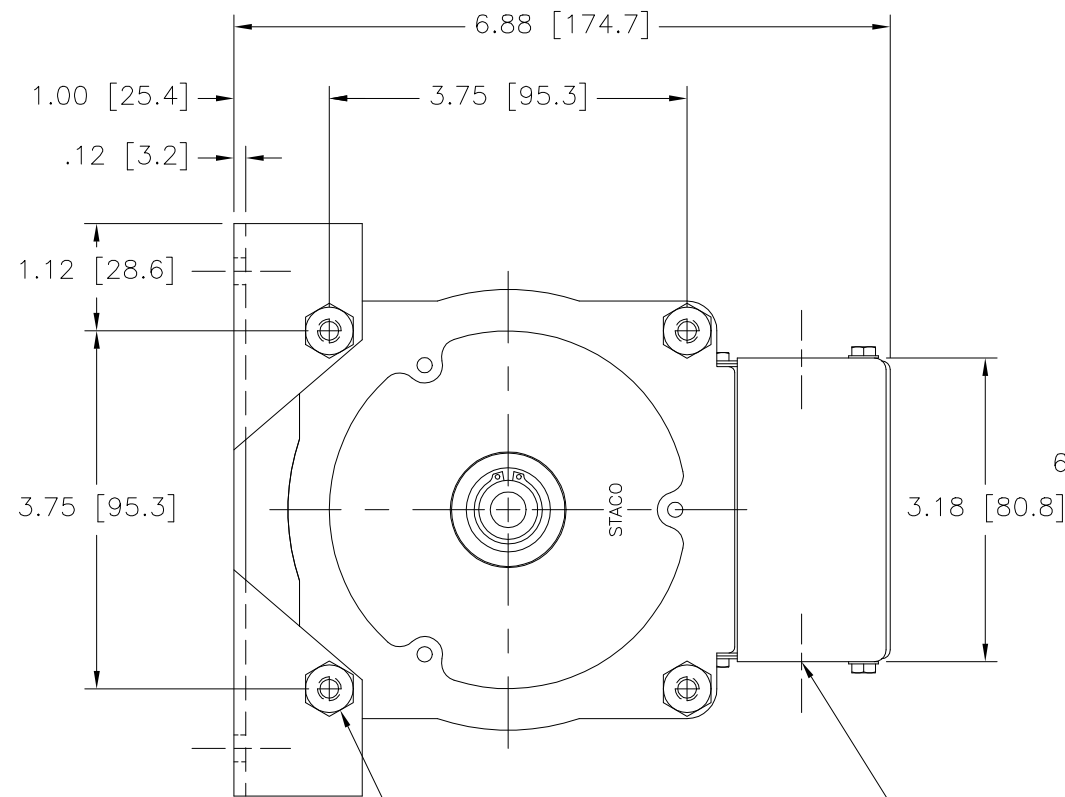
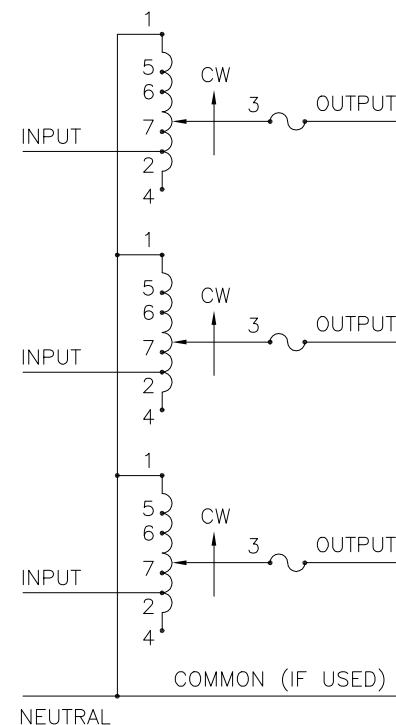
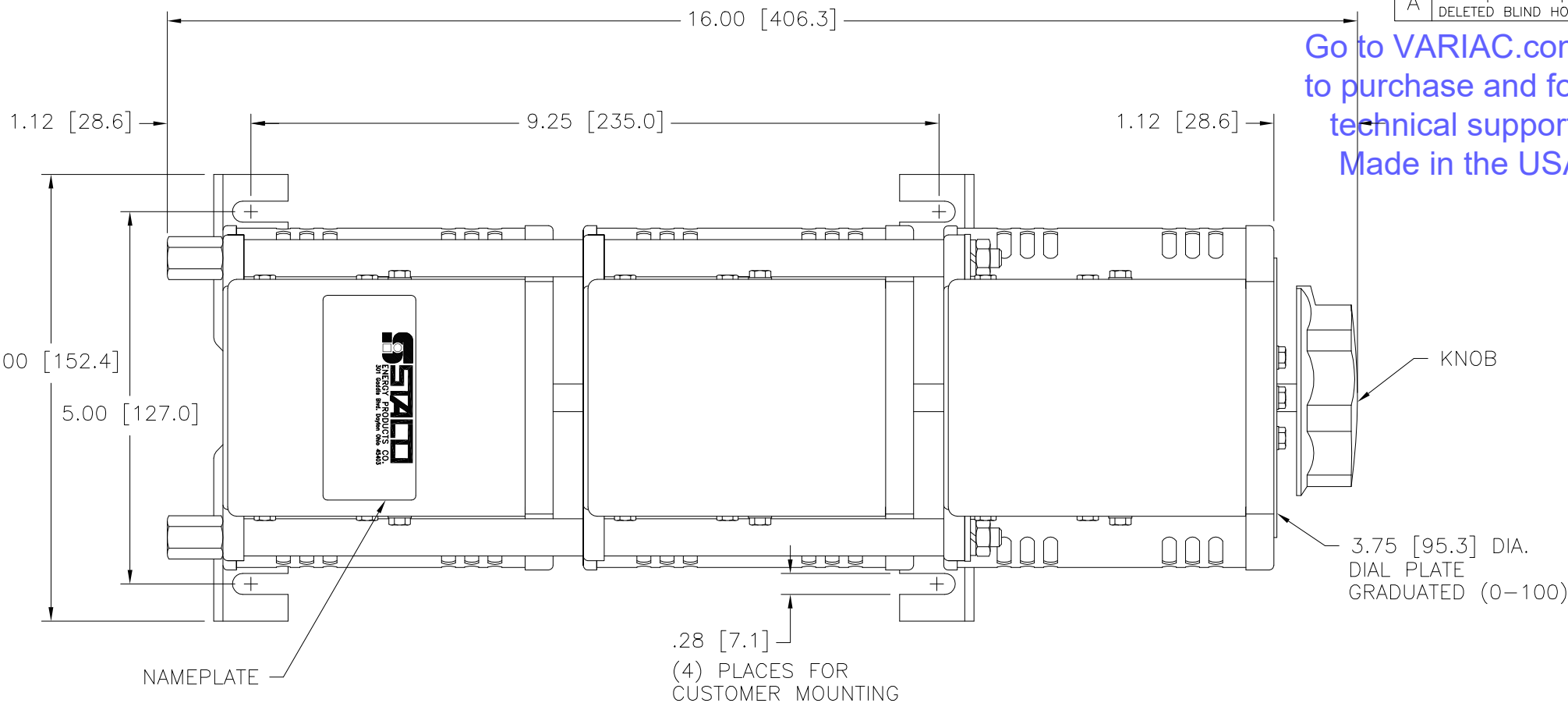


Go to VARIAC.com
to purchase and for
technical support.
Made in the USA



(4) STANDOFFS TAPPED
1/4-28 X .38 [9.5] DEEP
FOR MOUNTING BOLTS

.88 [22.2] DIA. KNOCKOUT
(7) PLACES FOR
WIRING CONNECTIONS



SCHMATIC
FUSE RECOMMENDED BUT NOT SUPPLIED

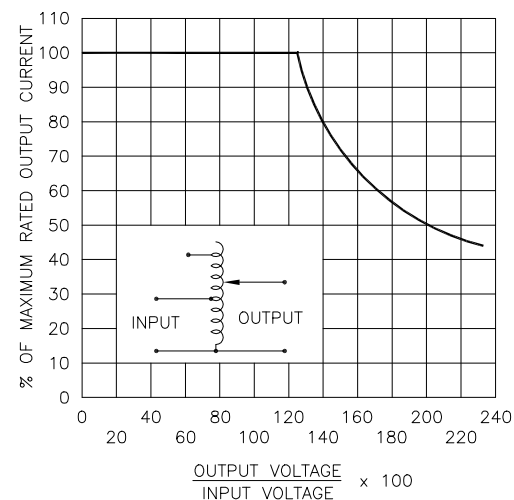


FIGURE A
MAXIMUM OUTPUT CURRENT OF ANY
DUAL INPUT VOLTAGE OR VOLTAGE DOUBLER
UNIT OPERATED AT LOWER INPUT VOLTAGE.

MAXIMUM OUTPUT CURRENT IN OUTPUT VOLTAGE RANGE FROM 0 TO 25% ABOVE LINE VOLTAGE. AT HIGHER OUTPUT VOLTAGES, THE OUTPUT CURRENT MUST BE REDUCED ACCORDING TO THE DERATING CURVE FIGURE A.

§ MAXIMUM KVA AT MAXIMUM OUTPUT VOLTAGE AND CORRESPONDING DERATED OUTPUT CURRENT. MAXIMUM KVA FOR LOWER VOLTAGES MAY BE CALCULATED FROM DERATING CURVE FIGURE A.

π IF GANGED UNITS ARE USED IN A SYSTEM THAT ORDINARILY HAS A COMMON NEUTRAL OR GROUND BETWEEN SOURCE AND LOAD, THE NEUTRAL OR GROUND MUST BE CONNECTED TO THE COMMON TERMINALS OF THE VARIABLE TRANSFORMER ASSEMBLY. IF THE SYSTEM HAS NO NEUTRAL, THE LOAD MUST BE BALANCED OR THE TRANSFORMER WILL BE DAMAGED.

■ JUMPER PROVIDED IN STANDARD COMMON POSITION AND SHOULD BE MOVED OR REMOVED AS REQUIRED.

++ LINE TO LINE VOLTAGE.

SPECIFICATIONS											
WIRING	INPUT		OUTPUT				SHAFT ROTATION TO INCREASE VOLTAGE	TERMINAL CONNECTIONS			
	VOLTS	HERTZ	VOLTS	CONSTANT CURRENT LOAD MAX. AMPS	CONSTANT IMPEDANCE LOAD MAX. KVA	CONSTANT CURRENT LOAD MAX. AMPS		CONSTANT IMPEDANCE LOAD MAX. KVA	FOR INCREASING VOLTAGE AS VIEWED FROM BASE END ■		
THREE PHASE WYE π	480 ++	50/60	0-480	3.5	2.91	5.0	4.16	CW	1-1-1	4-4-4	3-3-3
		60	0-560	3.5	3.40	—	—	CCW	4-4-4	1-1-1	3-3-3
	240 ++	60	0-560	3.5#	1.46§	—	—	CW	7-7-7	4-4-4	3-3-3
								CCW	6-6-6	1-1-1	3-3-3

UNLESS OTHERWISE SPECIFIED, TOLERANCE IS #
DECIMALS .XX .0005 .06 .002 .005
HOLES .002
ANGLES 1°
DRAFT 1-1/2°

UNITS IN [mm]

TITLE: SPEC. CONTROL DRAWING
VARIABLE TRANSFORMER
MODEL: 1020BCT-3

MATERIAL: ALL DIMENSIONS APPLY AFTER PLATING.

DRWN BY: S.A. SMITH DATE: 9/23/97 FIRST USED ON: DATE: DO NOT SCALE DWG. CUSTOMER APPROVAL: DATE:

CHECKER: DATE: WEIGHT APPROX. 34.5 LBS CODE IDENT. NO. 83008 DWG. NO. 031-2376

ENGINEER: DATE: SCALE 1=1 SHEET 1 OF 1

STACO ENERGY PRODUCTS CO. A COMPONENTS CORPORATION OF AMERICA COMPANY DAYTON, OHIO U.S.A.