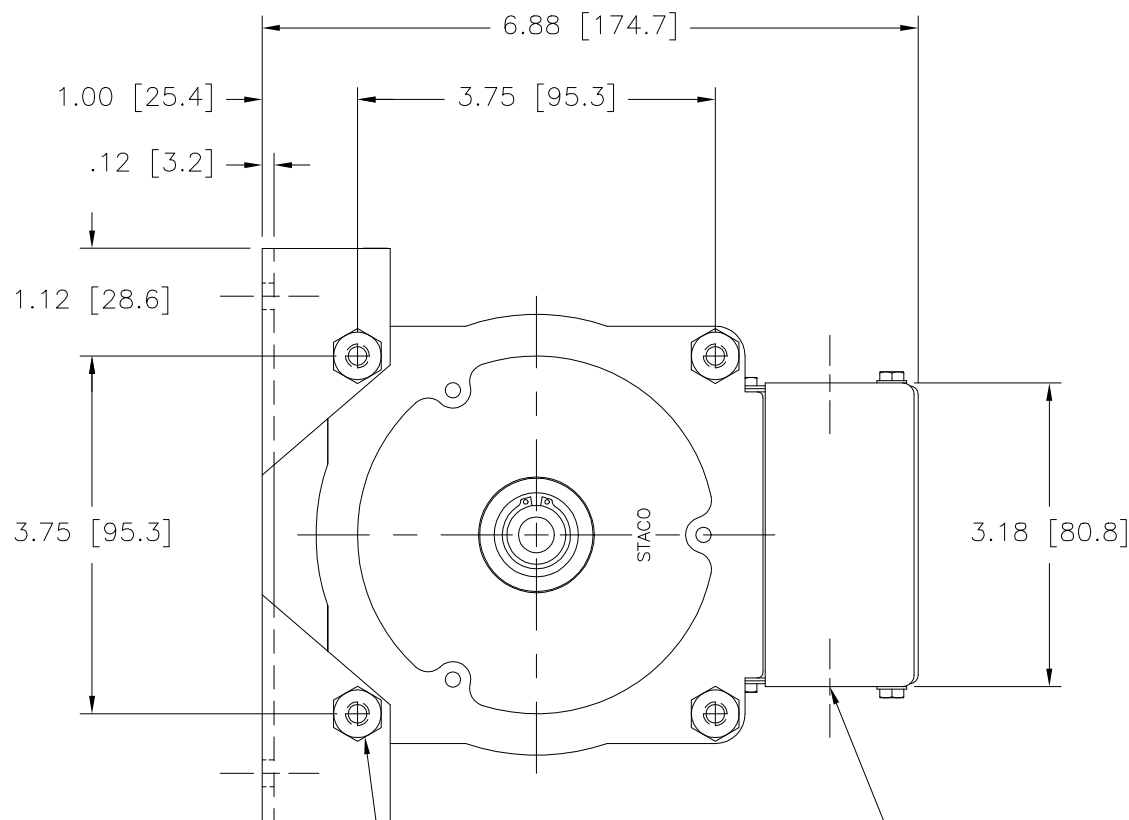
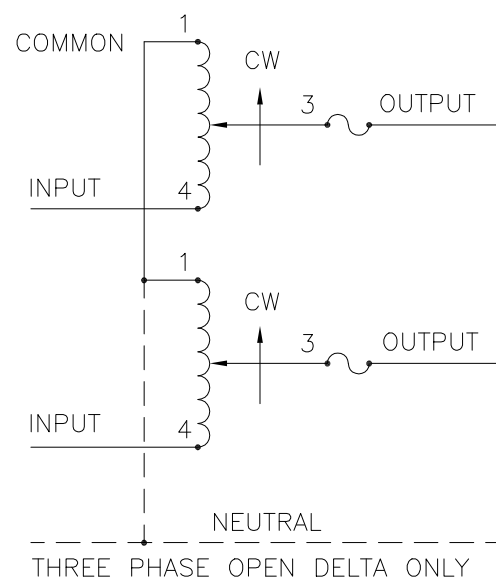
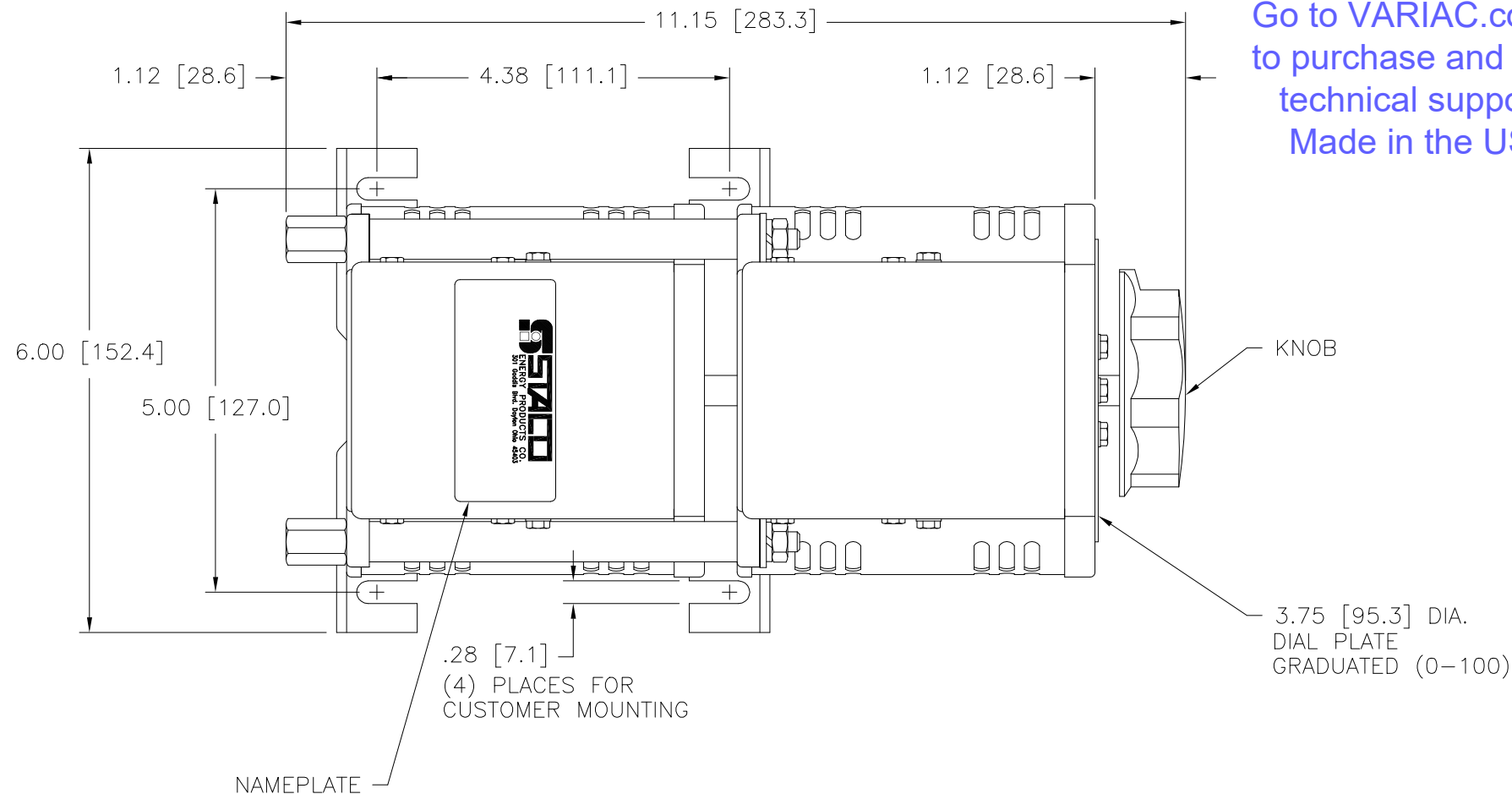


Go to [VARIAC.com](http://VARIAC.com)  
 to purchase and for  
 technical support.  
 Made in the USA



(4) STANDOFFS TAPPED  
 1/4-28 X .38 [9.5] DEEP  
 FOR MOUNTING BOLTS

.88 [22.2] DIA. KNOCKOUT  
 (5) PLACES FOR  
 WIRING CONNECTIONS



SCHEMATIC  
 THREE PHASE OPEN DELTA AND SINGLE  
 PHASE SERIES. FUSE RECOMMENDED BUT  
 NOT SUPPLIED.

⌘ IF GANGED UNITS ARE USED IN A SYSTEM THAT ORDINARILY HAS A COMMON NEUTRAL OR GROUND BETWEEN SOURCE AND LOAD, THE NEUTRAL OR GROUND MUST BE CONNECTED TO THE COMMON TERMINALS OF THE VARIABLE TRANSFORMER ASSEMBLY. IF THE SYSTEM HAS NO NEUTRAL, THE LOAD MUST BE BALANCED OR THE TRANSFORMER WILL BE DAMAGED.

■ JUMPER PROVIDED IN STANDARD COMMON POSITION AND SHOULD BE MOVED OR REMOVED AS REQUIRED.

++ LINE TO LINE VOLTAGE.

WIRING	INPUT		OUTPUT				SHAFT ROTATION TO INCREASE VOLTAGE	TERMINAL CONNECTIONS			
	VOLTS	HERTZ	VOLTS	CONSTANT CURRENT LOAD		CONSTANT IMPEDANCE LOAD		FOR INCREASING VOLTAGE AS VIEWED FROM BASE END ■			
				MAX. AMPS	MAX. KVA	MAX. AMPS		MAX. KVA	INPUT	JUMPER	OUTPUT
SINGLE PHASE SERIES	240	60	0-240	12	2.88	15	3.60	CW	1-1	4-4	3-3
								CCW	4-4	1-1	3-3
THREE PHASE OPEN DELTA ⌘	120	60	0-120	12	2.49	15	3.12	CW	1-4-1	4-4	3-4-3
								CCW	4-1-4	1-1	3-1-3

UNLESS OTHERWISE SPECIFIED, TOLERANCE IS # DECIMALS Holes .002 ANGLES 1° DRAFT 1-1/2° UNITS IN [mm]

MATERIAL: ALL DIMENSIONS APPLY AFTER PLATING

TITLE: SPEC. CONTROL DRAWING VARIABLE TRANSFORMER MODEL: 1210BCT-2

STACO ENERGY PRODUCTS CO. A COMPONENTS CORPORATION OF AMERICA COMPANY DAYTON, OHIO U.S.A.

DRAWN BY S.A. SMITH DATE 9/25/97 FIRST USED ON DO NOT SCALE DWG. CUSTOMER APPROVAL DATE

CHECKER DATE WEIGHT APPROX. 22.5 LBS CODE IDENT. NO. 83008 DWG. NO. 031-3018

ENGINEER DATE SCALE 1=1 SHEET 1 OF 1