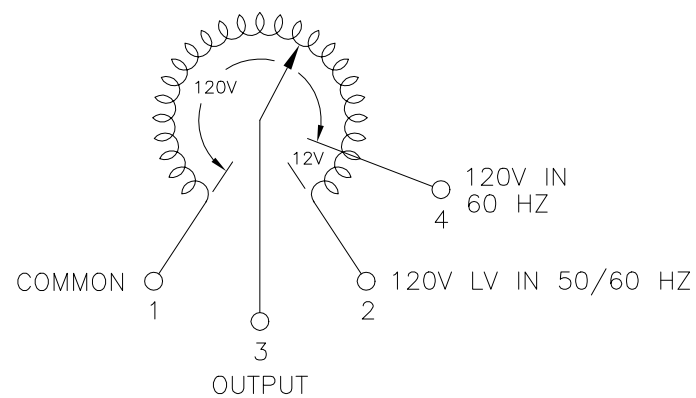
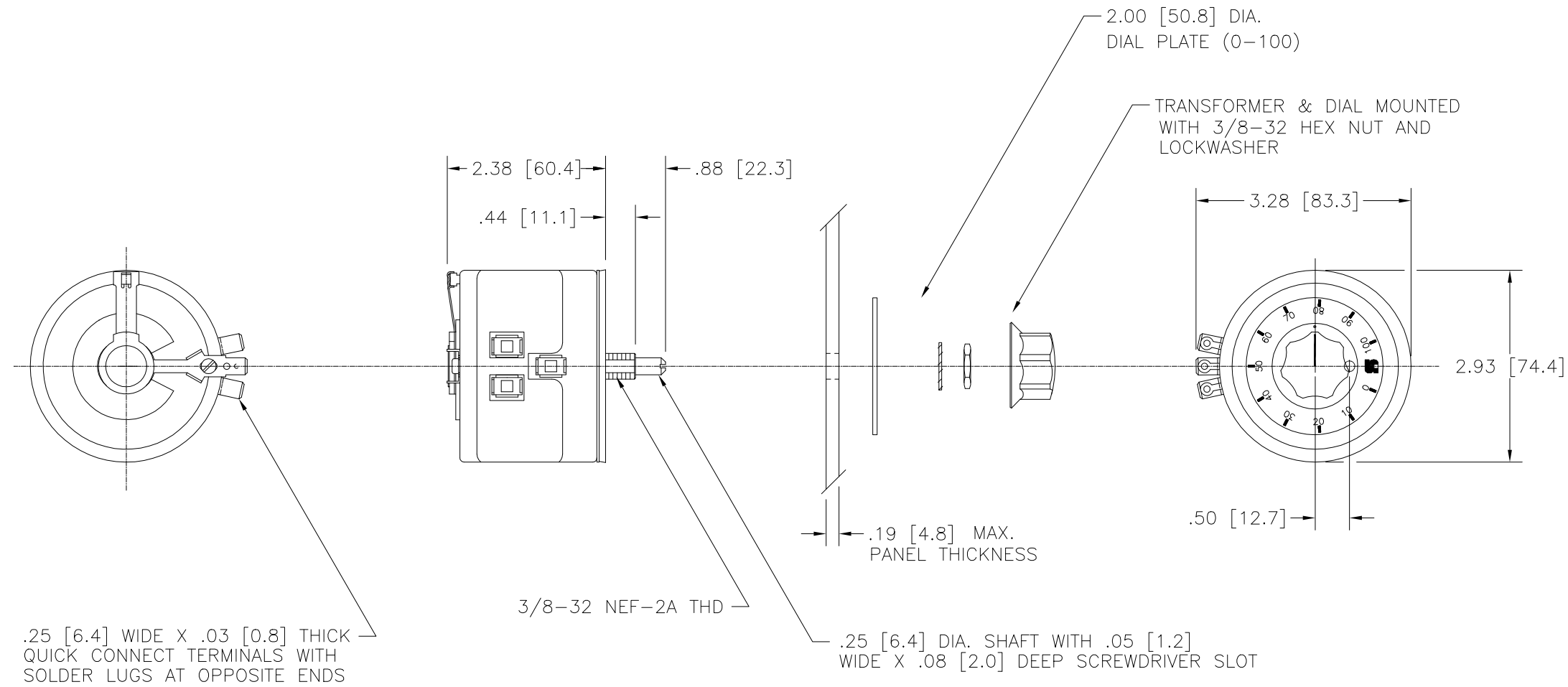
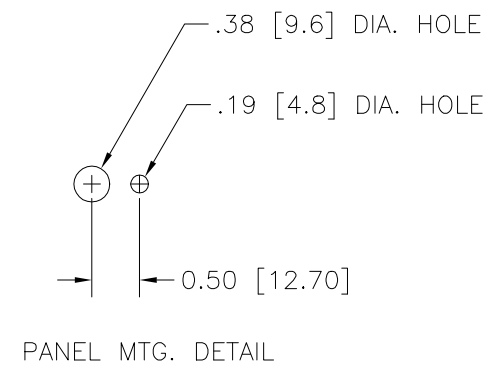


DWG. NO.	031-0291		
REVISIONS			
SYM.	E.C.N.	DATE	APVD.
G	21877	6/11/92	REDRAWN REV. KNOB



SCHMATIC
VIEWED FROM BASE END



SPECIFICATIONS											
WIRING	INPUT		OUTPUT				SHAFT ROTATION TO INCREASE VOLTAGE	TERMINAL CONNECTIONS			
	VOLTS	HERTZ	VOLTS	CONSTANT CURRENT LOAD		CONSTANT IMPEDANCE LOAD		FOR INCREASING VOLTAGE AS VIEWED FROM BASE END			
				MAX. AMPS	MAX. KVA	MAX. AMPS		MAX. KVA	INPUT	JUMPER	OUTPUT
SINGLE PHASE	120	50/60	0-120	3.0	0.36	3.5	0.42	CW	1-2	---	1-3
		60	0-132	3.0	0.40	---	---	CCW	1-2	---	2-3
								CW	1-4	---	1-3

UNLESS OTHERWISE SPECIFIED, TOLERANCE IS # DECIMALS HOLES ANGLES DRAFT UNITS IN [mm]

-.001-.004 1° 1-1/2°

MATERIAL: ALL DIMENSIONS APPLY AFTER PLATING

TITLE: SPECIFICATION CONTROL DWG. VARIABLE TRANSFORMER TYPE: 291

STACO ENERGY PRODUCTS CO. DAYTON, OHIO U.S.A.

DRAWN BY	DATE	FIRST USED ON	DO NOT SCALE DWG.	CUSTOMER APPROVAL	DATE
K. TOLLIVER	8/23/91	031-0291			
CHECKER	DATE	WEIGHT APPROX.	CODE IDENT. NO. 83008	DWG. NO.	DWG. NO.
				031-0291	031-0291
ENGINEER	DATE	SCALE FULL	SHEET 1 of 1	DWG. NO.	DWG. NO.
				031-0291	031-0291