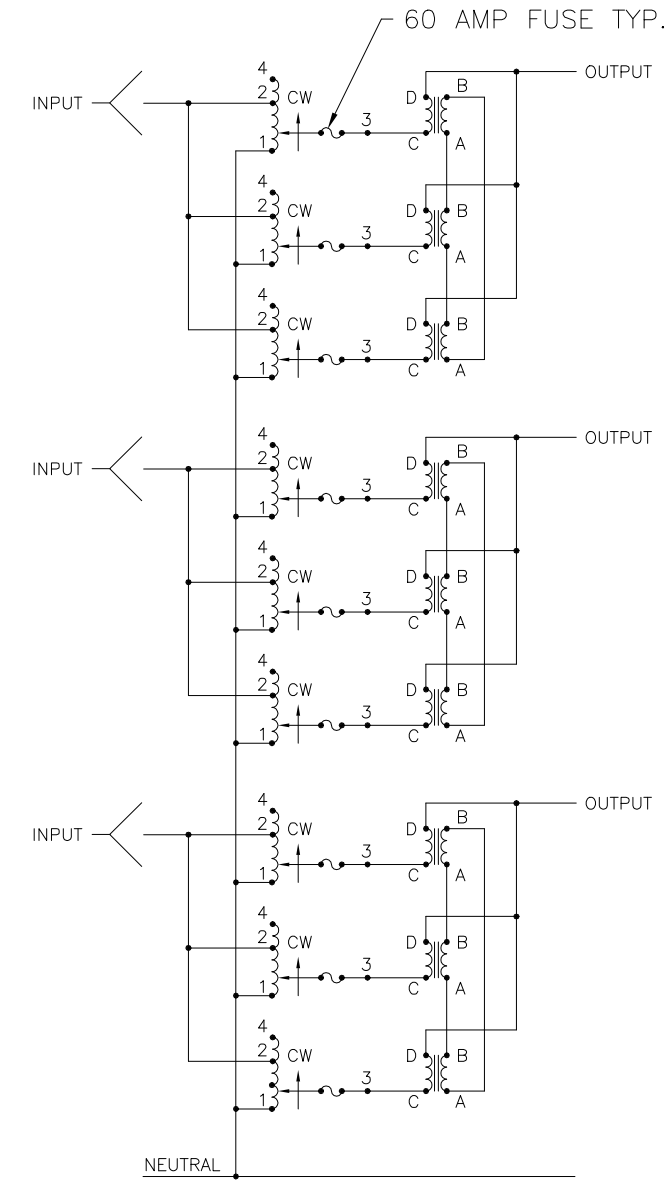
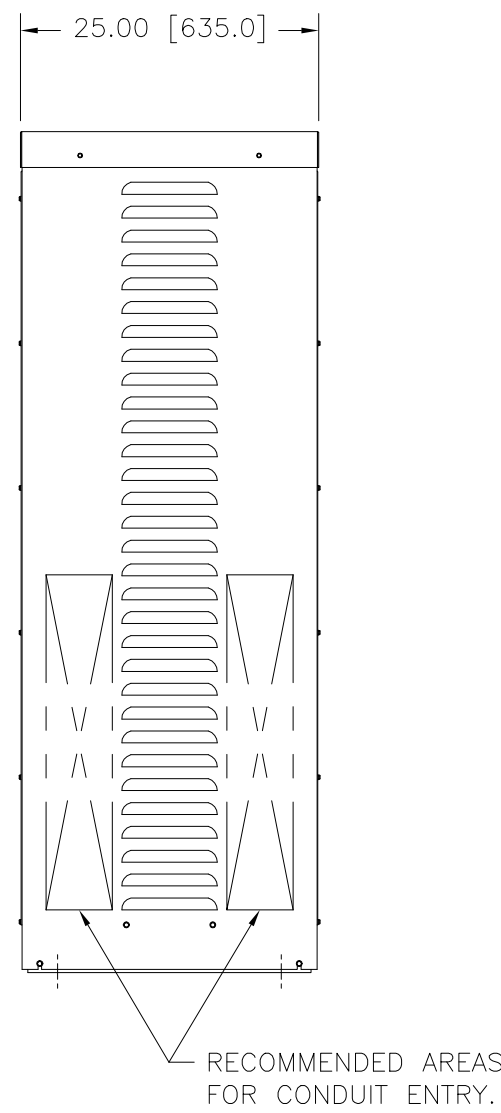
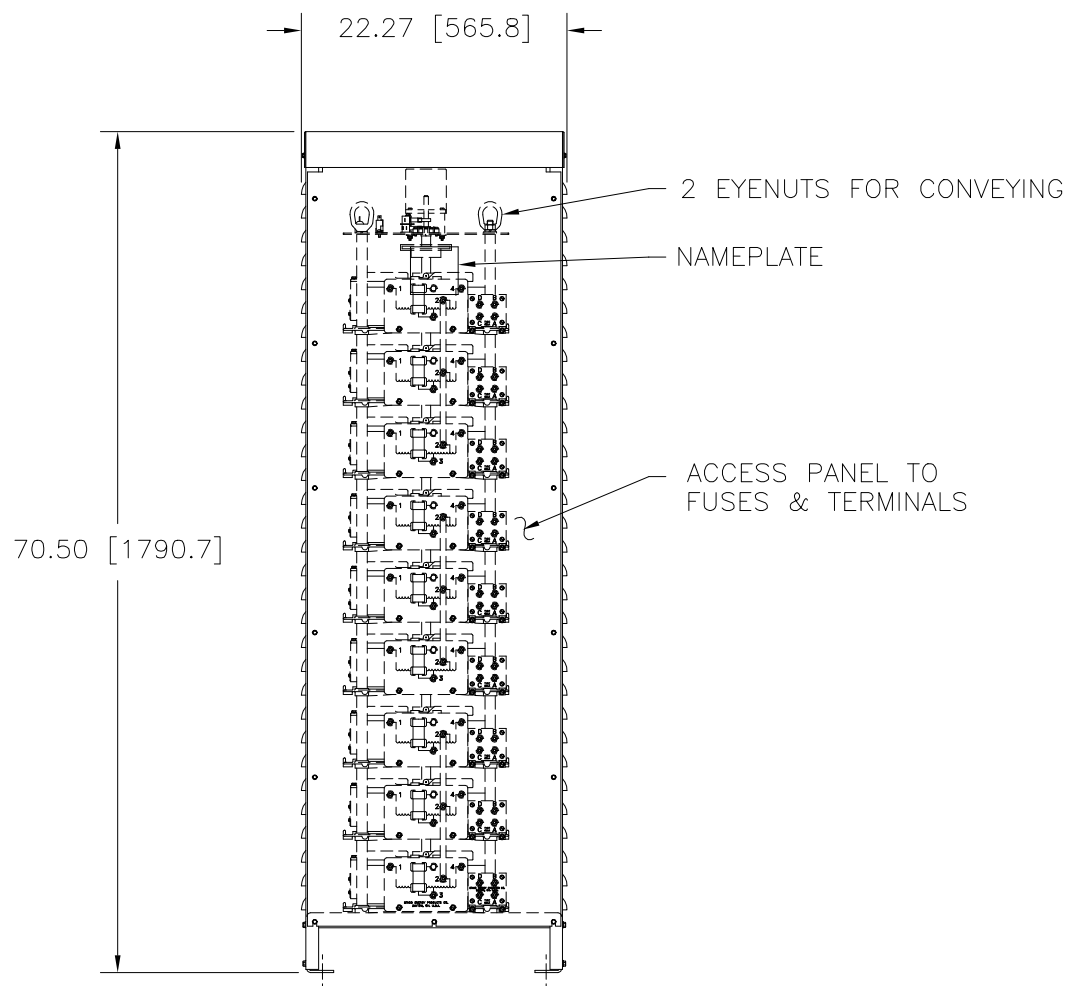


MOTOR CIRCUIT
 120V, 50/60 HZ
 * ROTATION AS VIEWED
 FROM TOP END
 MOTOR SPEEDS: 30, 60 SEC.



SCHMATIC

SPEED (SECONDS)	MODEL NUMBER
30	30M6011E-9Y
60	60M6011E-9Y

WIRING	INPUT		OUTPUT		SHAFT ROTATION FOR VOLTAGE INCREASE	TERMINAL CONNECTIONS FOR INCREASING VOLTAGE AS VIEWED FROM TOP		
	VOLTS	HERTZ	VOLTS	CONSTANT CURRENT LOAD		INPUT	OUTPUT	
				MAX. AMPS				MAX. KVA
THREE PHASE WYE	240	60	0-240	180	74.7	CW	4-4-4	D-D-D
			0-280	180	87.2	CW	2-2-2	D-D-D

UNLESS OTHERWISE SPECIFIED, TOLERANCE IS # DECIMALS .XX .XXX .005 HOLES .12 .03 ANGLES 1° DRAFT 1-1/2° UNITS IN [mm]

MATERIAL: ALL DIMENSIONS APPLY AFTER PLATING

TITLE: SPEC. CONTROL DRAWING MOTORIZED VARIABLE XFMR. TYPE: M6011E-9Y

STACO ENERGY PRODUCTS CO. A COMPONENTS CORPORATION OF AMERICA COMPANY DAYTON, OHIO U.S.A.

DRAWN BY: TIM RAU DATE: 6/19/00 FIRST USED ON: DATE: DO NOT SCALE DWG. CUSTOMER APPROVAL: DATE:

CHECKER: DATE: WEIGHT APPROX. CODE IDENT. NO. 83008 DWG. NO. 032-7018

ENGINEER: DATE: SCALE: .125=1 SHEET 1 OF 1