

.56 [14.3] DIA. HOLE
 4 PLACES ON BOTTOM
 FLANGES FOR CUSTOMER
 MOUNTING

CONTROLS:

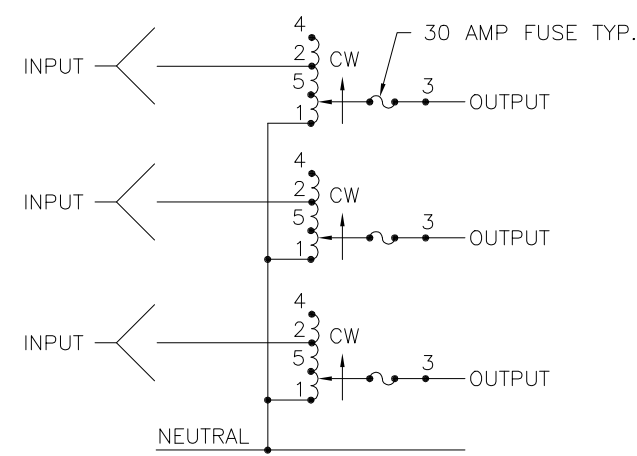
MICROTERMINAL: THE TERMINAL IS PROVIDED FOR LOCAL CONTROL OF THE UNIT WITH AN LCD DISPLAY FOR OUTPUT VOLTAGE READINGS. SEE THE MP USER'S HANDBOOK (FORM #003-1622) FOR DETAILED INFORMATION.

CONTROLLER ON/OFF SWITCH: THIS SWITCH TURNS OFF POWER TO THE MICROPROCESSOR CONTROLLER ONLY.

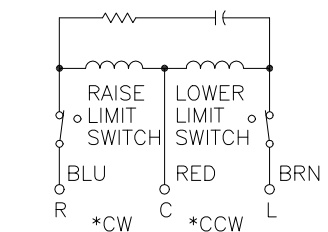
MOTOR ON/OFF SWITCH: THIS SWITCH TURNS OFF POWER FROM THE MICROPROCESSOR TO EACH OF THE AUTOTRANSFORMER MOTORS.

RAISE/LOWER SWITCH: THE SWITCH IS LOCATED INTERNALLY AND IS ACCESSIBLE FROM THE FRONT VIA THE REMOVABLE ACCESS PANEL. THE SWITCH ALLOWS THE REGULATOR TO BE MANUALLY CONTROLLED.

Go to VARIAC.com
 to purchase and for
 technical support.
 Made in the USA



SCHMATIC



MOTOR CIRCUIT
 120V, 50/60 HZ
 * ROTATION AS VIEWED
 FROM TOP END
 MOTOR SPEEDS: SEE CHART

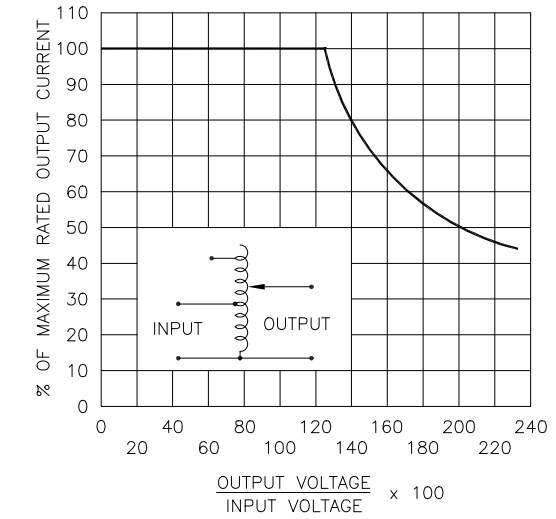


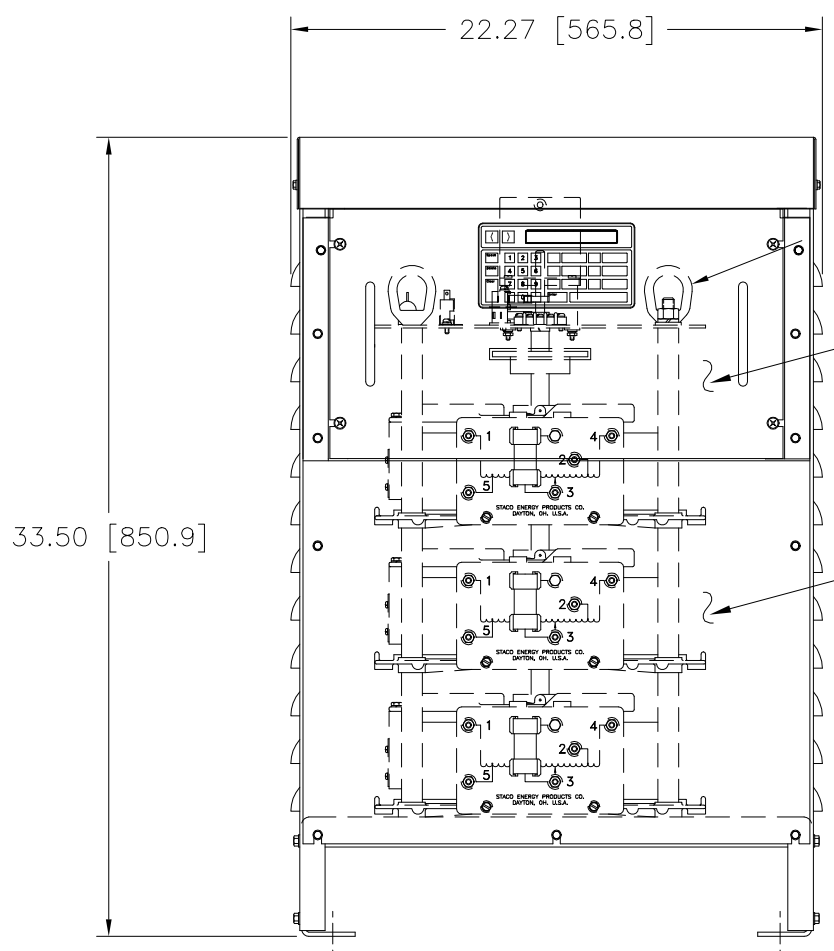
FIGURE A
 MAXIMUM OUTPUT CURRENT OF ANY
 DUAL INPUT VOLTAGE OR VOLTAGE DOUBLER
 UNIT OPERATED AT LOWER INPUT VOLTAGE.

* MAXIMUM OUTPUT CURRENT IN OUTPUT VOLTAGE RANGE FROM 0 TO 25 PERCENT ABOVE LINE VOLTAGE. AT HIGHER OUTPUT VOLTAGES, OUTPUT CURRENT MUST BE REDUCED ACCORDING TO RATING CURVE (SEE FIGURE A).

++ MAXIMUM KVA AT MAXIMUM OUTPUT AND CORRESPONDING DE-RATED CURRENT. MAXIMUM KVA AT LOWER OUTPUT VOLTAGES MAY BE CALCULATED FROM RATING CURVE, (SEE FIGURE A).

V.D. = VOLTAGE DOUBLER.

SPEED (SECONDS)	MODEL NUMBER
5	MV5M5021E-3Y
15	MV15M5021E-3Y
30	MV30M5021E-3Y
60	MV60M5021E-3Y

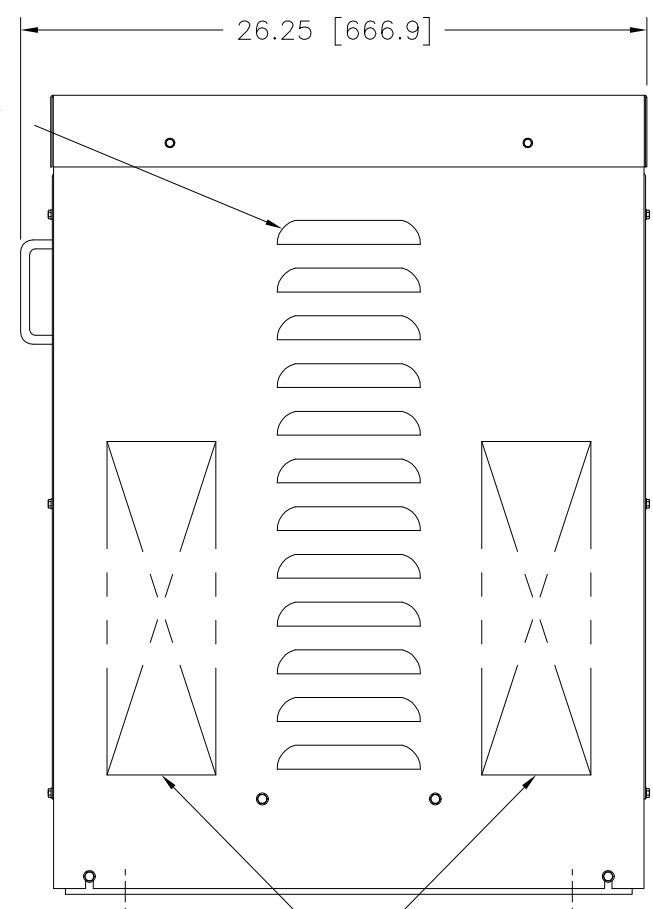


LOUVER VENTS
 BOTH SIDES

2 EYENUTS
 FOR CONVEYING

SEE SHEET #2
 FOR PANEL DETAILS

ACCESS PANEL TO
 FUSES & TERMINALS



RECOMMENDED AREAS
 FOR CONDUIT ENTRY

WIRING	INPUT		OUTPUT			SHAFT ROTATION FOR VOLTAGE INCREASE	TERMINAL CONNECTIONS FOR INCREASING VOLTAGE AS VIEWED FROM TOP	
	VOLTS	HERTZ	VOLTS	CONSTANT CURRENT LOAD			INPUT	OUTPUT
				MAX. AMPS	MAX. KVA			
THREE PHASE WYE	480	50/60	0-480	28	23.3	CW	4-4-4	3-3-3
		60	0-560	28	27.2	CW	2-2-2	3-3-3
	240	60	0-560	28-12 V.D.	11.8 ++	CW	5-5-5	3-3-3

UNLESS OTHERWISE SPECIFIED, TOLERANCE IS # DECIMALS Holes .12 ANGLES DRAFT 1° UNITS IN [mm] TITLE: SPEC. CONTROL DRAWING MOTORIZED VARIABLE XFMR. MVM5021E-3Y

MATERIAL: ALL DIMENSIONS APPLY AFTER PLATING

DATE: 9/29/98

DRAWN BY: F. SEALE

CHECKER: DATE: SCALE: .25=1

ENGINEER: DATE: SCALE: .25=1

WEIGHT APPROX. CODE IDENT. NO. 83008

DWG. NO. 031-8292

SHEET 1 OF 2

STACO ENERGY PRODUCTS CO. A COMPONENTS CORPORATION OF AMERICA COMPANY DAYTON, OHIO U.S.A.