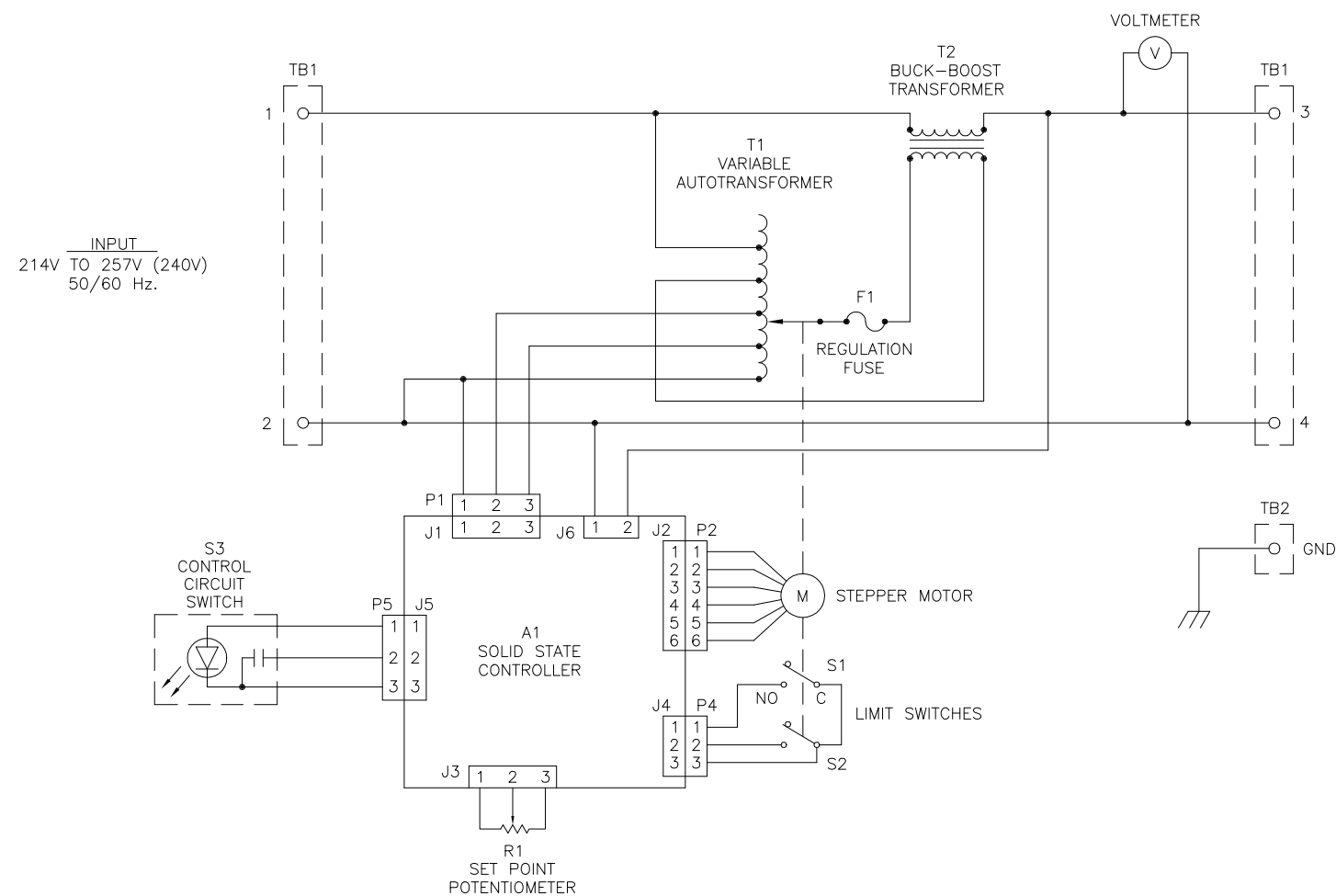
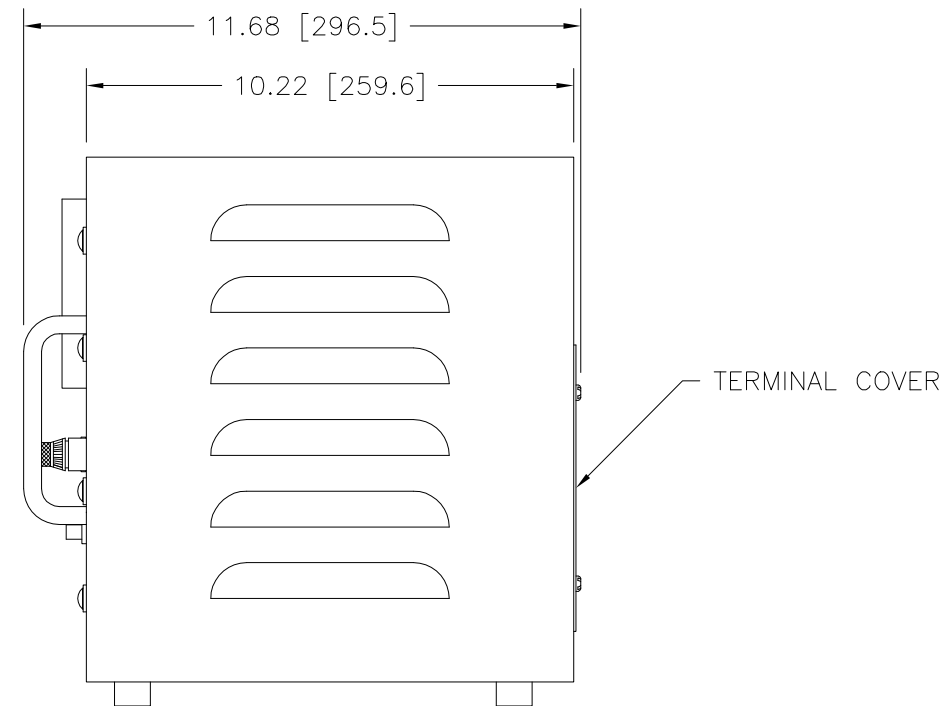
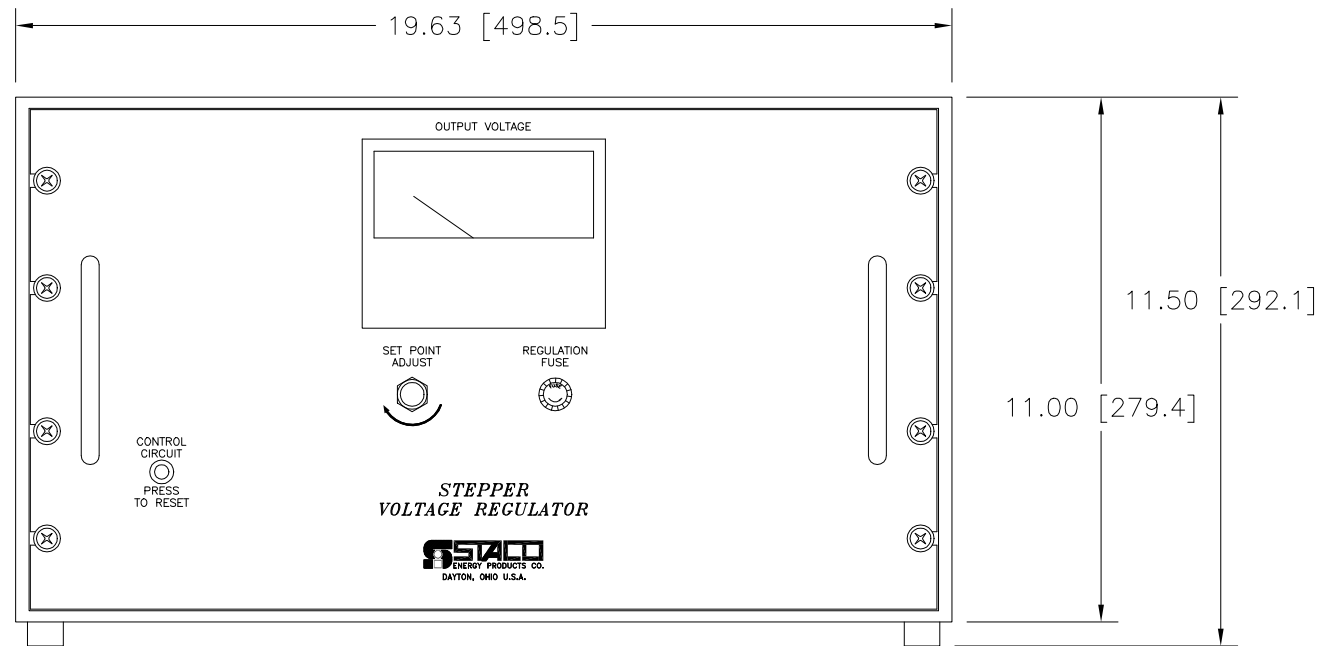


Go to [VARIAC.com](http://VARIAC.com)  
to purchase and for  
technical support.  
Made in the USA



**NOTES:**

THE REGULATOR COMPRISES A MOTOR DRIVEN VARIABLE AUTOTRANSFORMER, A BUCK-BOOST FIXED RATIO TRANSFORMER AND A MICROPROCESSOR BASED SOLID STATE CONTROL UNIT THAT AUTOMATICALLY POSITIONS THE AUTOTRANSFORMER TO HOLD THE OUTPUT VOLTAGE CONSTANT.

**SPECIFICATIONS:**

WAVEFORM DISTORTION — — — — — ZERO  
 FREQUENCY RANGE — — — — — 47Hz TO 63Hz  
 ACCURACY — — — — — ±1.0% #  
 INTERNAL IMPEDANCE — — — — — EXTREMELY LOW  
 PHASE SHIFT — — — — — NEGLIGIBLE  
 EFFICIENCY — — — — — APPROXIMATELY 98%  
 TEMPERATURE RANGE — — — — — 0°C (32°F) TO +50°C (122°F)

**CONTROLS:**

VOLTAGE METER: AN ANALOG 0-300 VAC METER IS PROVIDED TO READ THE OUTPUT VOLTAGE.

SET POINT: THIS POTENTIOMETER CONTROL IS ROTATED CLOCKWISE TO INCREASE THE OUTPUT VOLTAGE SET POINT AND COUNTERCLOCKWISE TO DECREASE THE OUTPUT VOLTAGE SET POINT.

CONTROL CIRCUIT SWITCH: THIS ILLUMINATED PUSHBUTTON SWITCH IS PROVIDED TO INDICATE THAT THE CONTROL UNIT IS OPERATING WHEN ILLUMINATED AND AS A RESET SWITCH FOR THE MICROPROCESSOR.

# REGULATION IS ±0.5% FOR +6% THRU -10% OF THE INPUT VOLTAGE RANGE.

\* AT NOMINAL OUTPUT VOLTAGE. INPUT VOLTAGE RANGE (+7% TO -11%) SHIFTS PROPORTIONALLY WITH OUTPUT VOLTAGE SETTINGS.

++ INPUT RANGE IN VOLTS DIVIDED BY THE MOTOR DRIVE TRAVEL TIME IN SECONDS.

SINGLE PHASE 50/60Hz				
NOMINAL OUTPUT VOLTAGE	INPUT VOLTAGE RANGE*	MAXIMUM OUTPUT AMPERES	RATED OUTPUT (KVA)	CORRECTION RATE (VOLTS/SECOND)++
240	214-257	41.7	10	43

UNLESS OTHERWISE SPECIFIED, TOLERANCE IS #		UNITS		TITLE: SPEC. CONTROL DRAWING		
DECIMALS	Holes	ANGLES	DRAFT	IN [mm]		
.XX	.125	1°	1-1/2°			
MATERIAL:		ALL DIMENSIONS APPLY AFTER PLATING		DRAWN BY S.A. SMITH		DATE 6/20/96
The information and design disclosed herein was originated by and is the property of STALCO ENERGY PRODUCTS CO., which reserves all patent, proprietary, design, manufacturing, reproduction, use and sale rights thereto, and to any article disclosed therein except to the extent rights are expressly granted to others. The foregoing does not apply to vendor proprietary parts.		CHECKER		DATE		SCALE .50=1
ENGINEER		DATE		SHEET 1 OF 1		DWG. NO. 095-1888